



中国认可
国际互认
检测
TESTING
CNAS L1446



Shenzhen Testing Center of Medical Devices

Test Report



Report No.: WY20240161
Test Article: PLLA polymer
Sponsor: Shenzhen Esun Industrial Co., Ltd.
Manufacturer: Shenzhen Jusing Biotechnology Co., Ltd.
Test Type: Commission Test
Date of Issue: Apr. 09, 2024

扫码验证报告



提取码: 580516

Shenzhen Testing Center of Medical Devices

Website: <http://www.szidc.org.cn>

Mailbox: szidc-md@szidc.org.cn

Address: No.28, Gaoxin Central 2nd Avenue, Nanshan District, Shenzhen, Guangdong, China

Tel: +86(755) - 26031121、 86541379

Fax: +86 (755) - 86541379

Postcode: 518057

Test Report

Report No.: WY20240161

Page 1 of 8
SZIDC/F-7.8-001-15-10

Test Article	PLLA polymer		
Test Type	Commission Test	Identification No./ Lot No.	/
Trade Mark	esun	Model / Type	Viscosity average Molecular Weight sixty thousand to eighty thousand
Date of Manufacturing	Dec. 12, 2023	Accepting Date	Jan. 22, 2024
Sponsor	Shenzhen Esun Industrial Co., Ltd.		
Applicant Address	Wuhan University Building A403-I and A901, No.6 Yuexing 2 Road, Nanshan District, Shenzhen 518057		
Manufacturer	Shenzhen Jusing Biotechnology Co., Ltd.		
Production Address	Floor 3, No. 9, Yifenghua Innovation Industrial Park, Xinshi Community, Dalang Street, Longhua district, Shenzhen City		
Test Items	Animal irritation test by skin exposure		
Test in Accordance with	ISO 10993-23:2021 Biological evaluation of medical devices -Part 23: Tests for irritation		
Summary	<p>The test article, PLLA polymer, was extracted in 0.9% sodium chloride injection and sesame oil respectively at 37°C for 72h. The resulting extract was evaluated for animal irritation test by skin exposure in accordance with the requirements of ISO 10993-23:2021 Biological evaluation of medical devices -Part 23: Tests for irritation.</p> <p>A 2.5cm×2.5cm patch of absorbent gauze, saturated with 500μL test article extract, was applied one patch on test side of rabbit. Similarly, the absorbent gauze saturated with negative control was patched on control site on the same rabbit. The animal was wrapped with a bandage for 4h and then removed. The treatment sites were washed with warm water and marked. Observations of erythema and oedema were recorded at 1h, 24h, 48h, and 72h after the patches were removed, and the Primary Irritation Index for the extracts was calculated. Under the conditions of this study, the Primary Irritation Index for two kinds of extracts was 0 and response categories were negligible.</p>		
Comments	"/" in the report indicates that this item is blank		
Authorized Signatory	刘亮	Date Completed	 Apr.09,2024

Test Report

Report No.: WY20240161

Page 2 of 8
SZIDC/F-7.8-001-15-10

INTRODUCTION

The test article identified below was extracted and the extract was evaluated for animal irritation test by skin exposure in accordance with the guidelines of the ISO 10993-23:2021 *Biological evaluation of medical devices -Part 23: Tests for irritation*. An assessment is made of the potential of the article under test to produce dermal irritation in the rabbit. The test article was accepted on Jan. 22, 2024. The extraction was applied from Mar. 04, 2024 to Mar. 07, 2024. The treatment began on Mar. 07, 2024, and the observations were concluded Mar. 10, 2024.

MATERIALS

The sample provided by the sponsor was identified and disposed as follows:

Test Article: PLLA polymer

Identification No.: /

Storage Conditions: Room temperature

Extract Vehicle: Polar solvent: 0.9% sodium chloride injection ChP (SC)

Non-polar solvent: sesame oil

Preparation: According to the requirements, under aseptic conditions, the test article weighed 2.08 g was covered with 10.40 mL SC based on a ratio of 0.2 g/mL. Another the test article weigh 2.10 g, covered it with 21.00 mL SC based on a ratio of 0.1 g/mL after saturation with sesame oil. They were extracted at 37°C for 72h. The extract vehicle without test article was similarly prepared to serve as the negative control. The extract vehicle without test article was similarly prepared to serve as the solvent control. The extract was used immediately.

METHODS

Test System:

Species: Conventional rabbit

Breed: New Zealand White

Source: Guangdong Animal Center of Medical Experimental

Sex: Females, they should be nulliparous and not pregnant

Body Weight Range: 3.0 kg~3.2 kg

Age: Young adult

Acclimation: 7 days

Number of Animals: 6

Animal Management:

Husbandry: Conditions conformed to ISO 10993-2 Animal welfare requirements.

Food: General rabbit diet was provided daily.

Water: Urban domestic water was provided.

Contamination: Reasonably expected contaminants in food or water supplies did not have the potential to influence the outcome of this test.

Environmental: The room temperature and humidity were daily monitored. The temperature of the room was controlled within 20°C~26°C. The humidity of the room was controlled within 40%~70%.

Facility: Shenzhen testing center of Medical Devices is a CNAS accredited facility.

Personnel: Associates involved were appropriately qualified and trained.

Selection: Only healthy and previously unused animals were selected.

Experimental Procedure:

Six rabbits were randomly divided into polar and non-polar groups, each group was included 3 rabbits.

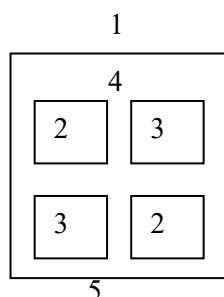
Test Report

Report No.: WY20240161

Page 3 of 8
SZIDC/F-7.8-001-15-10

Fur is generally clipped within 24h of testing on the backs of the animals, a sufficient distance on both sides of the spine for application and observation of all test sites (approximately 10cm×15cm).

Before the treatment, each rabbit was weighed. Each 2.5cm×2.5cm patch of absorbent gauze was saturated with 500μL test article extract and was applied on the test site of rabbit as illustrated in Fig. 1. Similarly, the absorbent gauze saturated with negative control was patched on the control site of the same rabbit.



1-cranial end 2-test site 3-control site 4-clipped dorsal region 5-caudal end

Fig. 1 Location of skin application sites

Each animal was wrapped with a bandage for 4h, then removed the bandage. The treatment sites were washed with warm water to remove residual reagents and marked.

Observations of erythema and oedema were recorded at 1h, 24h, 48h, and 72h respectively after the patches were removed. The reactions were evaluated according to Table 1.

Table 1-Scoring system for skin reaction

Reaction	Irritation Score
Erythema and eschar formation	
No erythema	0
Very slight erythema(barely perceptible)	1
Well-defined erythema	2
Moderate erythema	3
Severe erythema(beet-redness)to eschar formation preventing grading of erythema	4
Oedema formation	
No oedema	0
Very slight oedema(barely perceptible)	1
Well-defined oedema(edges of area well-define by definite raising)	2
Moderate oedema (raised approximately 1 mm)	3
Severe oedema(raised more than 1 mm and extending beyond exposure area)	4
Maximal possible score for irritation	8
Other adverse changes at the skin sites shall be recorded and reported.	

After the 72h grading, all erythema grades plus oedema grades 24h, 48h and 72h are totalled separately for each test article extract and negative control for each animal. The primary irritation score for an animal is calculated by dividing the sum of all the scores by 6 (two test/observation sites, three time points).

To obtain the primary irritation index(PII) for the test sample add all the primary irritation scores of the individual animals and divide by the number of animals (generally three). Calculate the primary irritation score for the negative control and subtract that score from the score using the test article extract to obtain the primary irritation score. The PII is characterized by score and response category in Table 2.

Test Report

Report No.: WY20240161

Page 4 of 8
SZIDC/F-7.8-001-15-10

Table 2- Primary or cumulative irritation index categories in rabbit

Mean score	Response category
0 to 0.4	Negligible
0.5 to 1.9	Slight
2 to 4.9	Moderate
5 to 8	Severe

RESULTS

The test article and the negative control showed no obvious evidence of skin irritation to rabbits. Results of scores for individual rabbits appear in Table 3.

Table 3-Skin Irritation Observations

Rabbit No.	Weigh (kg)	Group	Scoring Interval								Mean Score	Irritation Score
			1 h (ER/OE)		24 h (ER/OE)		48 h (ER/OE)		72 h (ER/OE)			
1#	3.0	Polar extracts	0/0	0/0	0/0	0/0	0/0	0/0	0/0	0/0	0	0
		Polar negative control	0/0	0/0	0/0	0/0	0/0	0/0	0/0	0/0	0	
2#	3.2	Polar extracts	0/0	0/0	0/0	0/0	0/0	0/0	0/0	0/0	0	0
		Polar negative control	0/0	0/0	0/0	0/0	0/0	0/0	0/0	0/0	0	
3#	3.1	Polar extracts	0/0	0/0	0/0	0/0	0/0	0/0	0/0	0/0	0	0
		Polar negative control	0/0	0/0	0/0	0/0	0/0	0/0	0/0	0/0	0	
4#	3.2	Non-polar extracts	0/0	0/0	0/0	0/0	0/0	0/0	0/0	0/0	0	0
		Non-polar negative control	0/0	0/0	0/0	0/0	0/0	0/0	0/0	0/0	0	
5#	3.2	Non-polar extracts	0/0	0/0	0/0	0/0	0/0	0/0	0/0	0/0	0	0
		Non-polar negative control	0/0	0/0	0/0	0/0	0/0	0/0	0/0	0/0	0	
6#	3.0	Non-polar extracts	0/0	0/0	0/0	0/0	0/0	0/0	0/0	0/0	0	0
		Non-polar negative control	0/0	0/0	0/0	0/0	0/0	0/0	0/0	0/0	0	
Primary Irritation Index (Polar extracts)			0									
Response Category (Polar extracts)			Negligible									
Primary Irritation Index (Non-polar extracts)			0									

Test Report

Report No.: WY20240161

Page 5 of 8
SZIDC/F-7.8-001-15-10

Response Category (Non-polar extracts)	Negligible
ER/OE=Erythema/Oedema	
Remarks: Use only 24h, 48h and 72h observations for calculations.	

Note: Our lab has demonstrated that (20% (mass concentration) aqueous solution of sodium lauryl sulphate) can cause skin irritation to rabbits. The positive control test with the sensitizer was carried out on Oct. 16, 2023. The Primary Irritation Index for the positive control was 4.7 and response category was moderate.

CONCLUSION

Under the conditions of this study, the Primary Irritation Index for two kinds of extracts was 0 and response categories were negligible.

Results and conclusions apply only to the test article tested. No further evaluation of these results is made by our testing center. Any extrapolation of these data to other samples is the responsibility of the sponsor. All procedures were conducted in conformance with ISO 17025.

RECORD STORAGE

All raw data pertaining to this study and a copy of the final report are to be retained in designated archive files in our testing center.

Test Report

Report No.: WY20240161

Page 6 of 8
SZIDC/F-7.8-001-15-10

Test Article




Fig. 2 Test Article 1




Fig. 3 Test Article 2

Test Report

Report No.: WY20240161

Page 7 of 8
SZIDC/F-7.8-001-15-10

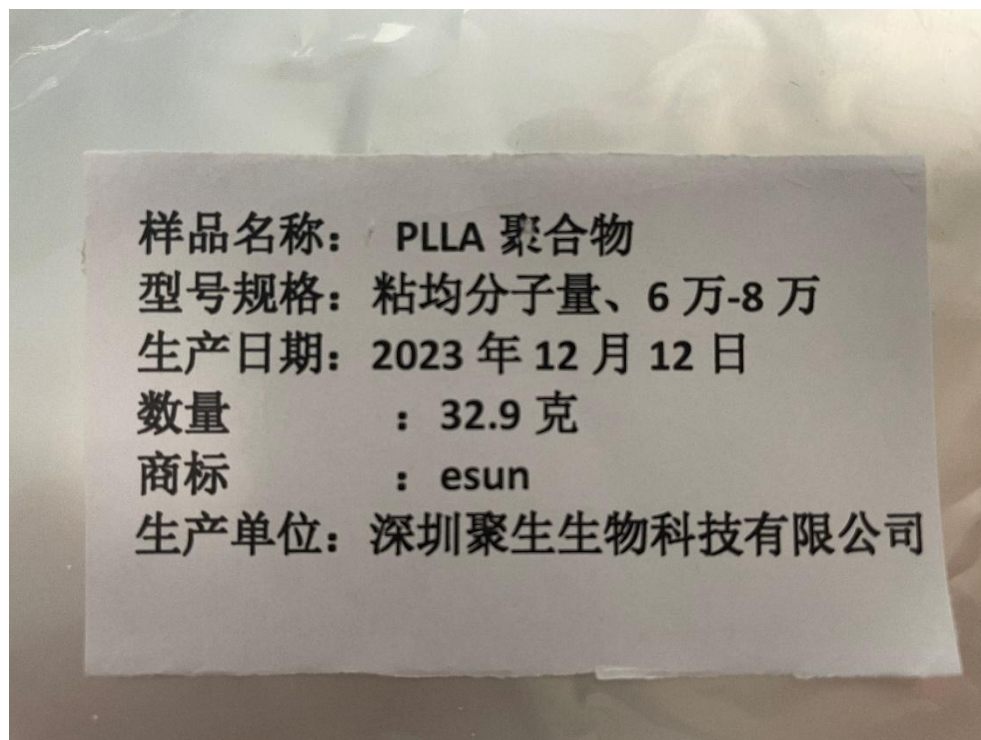


Fig. 4 Test Label

Test Report

Report No.: WY20240161

Page 8 of 8
SZIDC/F-7.8-001-15-10

Sample Specification

浸提液制备说明

Instructions for preparation of leaching solution

PLLA 聚合物产品是吸油不吸水的，所以浸提比例极性的按 0.2g/mL，非极性按饱和后 0.1g/mL 来浸提

PLLA polymer products absorb oil but not water, so the leaching ratio is 0.2g/mL for polar and 0.1g/mL for nonpolar.

深圳光华伟业股份有限公司
Shenzhen Esun Industrial CO., Ltd.
2024 年 03 月 27 日
March 27, 2024



Fig. 5 Sample Specification

Model / Type

/

Blank Below